

Compact



Snow tank volume
1,8 m³ / compacted 2,25 m³



Water tank volume
600 l



Blade width
1.700 mm



Fields of operation
Mobile / Event



elmiVome 24h shopping

BIÈRE
BEER

rothoblaas

rothoblaas

KAROS

MORAV

FLA

AUGEN

K

compact

THE CHAMPION FOR YOUR EVENT

Whether it's a sporting event or ice skating at the Christmas market: The WM Compact is the compact professional ice resurfer of choice for smaller ice rinks and large mobile ice rinks. Fitted with powerful diesel engine drive, it is suitable for use outdoors, while the electric model with emission-free AC motor is suitable for indoor use. The WM Compact resurfacers ice as well as any large professional machine, guaranteeing outstanding ice quality on smaller areas of up to 1,200 m².



WM Compact



HIGHLIGHT

PROFESSIONAL QUALITY ICE RESURFACING

The robust WM Compact is easy to operate and provides outstanding comfort for the driver. With its tried and tested planing system, snow-breaker and integrated side brushes, the WM Compact guarantees perfect, professional ice resurfacing. The result? Outstanding ice even on smaller, mobile ice rink surfaces, and skating at its absolute best!





ICE RESURFACING



The WM Compact planes the ice like a large-scale pro! The hydraulic brushes ensure perfectly smooth edges. The coated snow tank can be removed easily.

- 600 LITRES WATER 
- OUTSTANDING PLANING PERFORMANCE 
- EASE OF REMOVAL 


SERVICE & MAINTENANCE



Diesel engine compartment



Saves time: Battery watering system



Electric engine compartment



Ease of battery replacement

The engine area is easily accessible, with no dismantling required. Maintenance is quick and inexpensive. The long-life Fronius battery charging system guarantees high energy efficiency and low operating costs.

EASILY AND QUICKLY ACCESSIBLE +

LOW MAINTENANCE COSTS +

ENERGY EFFICIENT +

ELECTRIC



Motor	Asynchronous motor
Drive power	15 kW

INCLUDED IN DELIVERY



WM Compact



Fronius charger



3-year
battery guarantee



Battery water
filling system



Protective glasses



Blades in
transport sheath



Transport sheath
for mounted blades



Grindstone



2 wiping cloths



2 rubber mats



Storz coupling D
ø 25



Fuse set



Laceration-proof
safety gloves



1 set hexagonal
socket screws



6-mm hexagon
socket T wrench



Multi-purpose key



Bodywork key



Key fob



Operating instructions

FACTS & FIGURES

AC motor controller	AC Curtis
Idle revolutions	900 rpm
Drive revolutions	1,900 rpm
Battery	80V – 320Ah
Battery charger	Fronius Selectiva 8040
Battery charger connection	400V / 16A 5-pole
Power consumption	400V / 8A
Transmission	continuously adjustable hydraulic four-wheel drive
Speed	0 - 12 km/h
Snow tank	1.7 m ³ - compacted 2.1 m ³
Water tank	600 l (stainless steel)
Weight when empty	2,400 kg (basic outfit)
Tyres	175 / 70 R 14C 2 rows of spikes
Wheelbase	1,420 mm
Track width	1,300 mm
Track radius	3,500 mm
Turning radius	3,750 mm
Dimensions LxWxH	3,200 x 1,790 x 1,850 mm
Ground clearance	170 mm
Blade width	1,700 mm

STANDARD EQUIPMENT

Snow breaker
Hydraulically driven and swivelling side brush
Parking brake
Board guide pulley
Side mirror, rear
Side headlight
Flashing warning light
Audible signal for reverse drive and snow bin cover operation
Maintenance-free asynchronous motor
Indicators on the drivers station: water tank level, battery state of charge, current consumption, status motor controller
Snow bin headlight
Coated snow bin
PLC control
Spring-suspended driver's seat
Easily accessible engine compartment (tiltable bonnet)
Battery charger Fronius Selectiva 8040
Battery water filling system
2 blades
2 wiping cloths
Scope of delivery set



Snow tank volume
1,7 m³ / compacted 2,1 m³



Water tank volume
600 l



Blade width
1.700 mm



Fields of operation
Mobile / Event

DIESEL



Motor Kohler	KDW 1404, 4 cylinders 1,372 cm ³
Power	25,60 HP (18,80 kW) – 2,700 rpm

INCLUDED IN DELIVERY



WM Compact



Blades in transport sheath



Transport sheath for mounted blades



Grindstone



2 wiping cloths



2 rubber mats



Storz coupling D ø 25



Fuse set



Laceration-proof safety gloves



1 set hexagonal socket screws



6-mm hexagon socket T wrench



Multi-purpose key



Bodywork key



Key fob



Operating instructions

FACTS & FIGURES

Torque	66,50 Nm - 2,000 rpm
Operating torque	2,600 rpm
Fuel tank	27 l diesel
Transmission	continuously adjustable hydraulic four-wheel drive
Speed	0 - 12 km/h
Snow tank	1.8 m ³ - compacted 2.25 m ³
Water tank	600 l (stainless steel)
Weight	1,650 kg
Tyres	175 / 70 R 14C 2 rows of spikes
Wheelbase	1,420 mm
Track width	1,300 mm
Track radius	3,500 mm
Turning radius	3,750 mm
Dimensions LxWxH	3,200 x 1,790 x 2,000 mm
Ground clearance	170 mm
Blade width	1,700 mm

STANDARD EQUIPMENT

Snow breaker
Hydraulically driven and swivelling side brush
Parking brake
Board guide pulley
Hydraulic oil cooler
Side mirror, rear
Side headlight
Flashing warning light
Audible signal for reverse drive and snow bin cover operation
Indicators on the drivers station: water tank level, fuel tank level, engine rpm with control lamps
Snow bin headlight
Coated snow bin
PLC control
Spring-suspended driver's seat
Easily accessible engine compartment (tiltable bonnet)
2 blades
2 wiping cloths
Scope of delivery set



Snow tank volume
1,8 m³ / compacted 2,25 m³



Water tank volume
600 l



Blade width
1.700 mm



Fields of operation
Mobile / Event

OPTIONALS



Water stop valve
with time relay



Washing system for
vertical conveyor screw



Side mirror
front right




Side mirror
front left



Front headlight




Driver's seat heating
seat pad




Tool set



Lifting jack
with bar 5t



Spare wheel 14"




Battery trolley



Custom colour body
paint, 1 RAL colour



Wrapping



Groove-harrow
curling rinks

ATTACHMENTS



OUR COMMITMENT

User friendliness

Through the use of top-quality components together with a well-planned design, maintenance work is extremely simple and is reduced to a minimum.



Quality guarantee

The WM Compact is a product which has been developed, built and assembled in house, from start to finish. Only by doing so can we guarantee top quality and punctual delivery times.



Detailed operating instructions

You can find all information on operation, maintenance and safety in the operating manual.

The right spare part at all times

Do you need a spare part? We will deliver it to you immediately.

Service and support

Our well-networked, international team of technicians undergo constant training and will be delighted to help you whenever you require assistance.



Series production

All WM ice technics vehicles are series-manufactured. We know exactly which parts have been used in each series run, and can deliver the correct spare parts to you at all times. At the same time, a number of optionals can be retrofitted with minimum effort and maximum precision, even years later.

Quality consciousness

From the manufacture of individual parts right through to the final quality-control inspection: Every step of the process is carried out and monitored with the utmost of precision. Each and every member of our staff is well-trained in his specialist field, and carries out all tasks conscientiously. This is a great advantage for our customers, who can be sure of receiving a technologically sophisticated product which has been manufactured to the very highest of quality standards.



WM COMPACT ELECTRIC





WM COMPACT DIESEL







W. M. GmbH
 Breiener Straße 15
 39053 Blumau
 Tel. +39 0471 353 332
 info@wm-on-ice.com



WM Compact

www.wm-on-ice.com
 Italy



Mobil / Event



Compact

Pro / Heavy



evo